



Bharatiya Shikshan Prasarak Sanstha, Ambajogai



## **Swa. Sawarkar Mahavidyalaya, Beed**



### **Internal Quality Assurance Cell**

#### **DVV Clarifications**


#### **Criteria 7: Institutional Values and Best Practices**

**Key Indicator 7.1: Institutional Values and Social Responsibilities**

**7.1.2: The Institution has facilities and initiatives for**


### **3. WATER CONSERVATION**

### 7.1.2 (3) Water Conservation : Rain Water Harvesting



GPS Map Camera

Beed, Maharashtra, India  
Jalna Road, Beed, Maharashtra 431122, India  
Lat 19.00703°  
Long 75.760319°  
13/08/22 03:58 PM GMT +05:30



GPS Map Camera

Beed, Maharashtra, India  
Jalna Road, Beed, Maharashtra 431122, India  
Lat 19.00703°  
Long 75.760319°  
13/08/22 03:57 PM GMT +05:30



*S.S.S.*

Principal

Swa. Sawarkar Mahavidyalaya  
Beed.

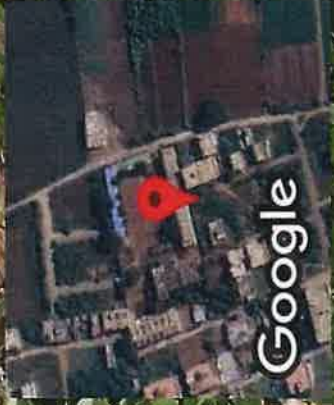
### 7.1.2 (3) Water Conservation : Bore Well Recharge



**Bore Well  
Recharge**



 **GPS Map Camera**

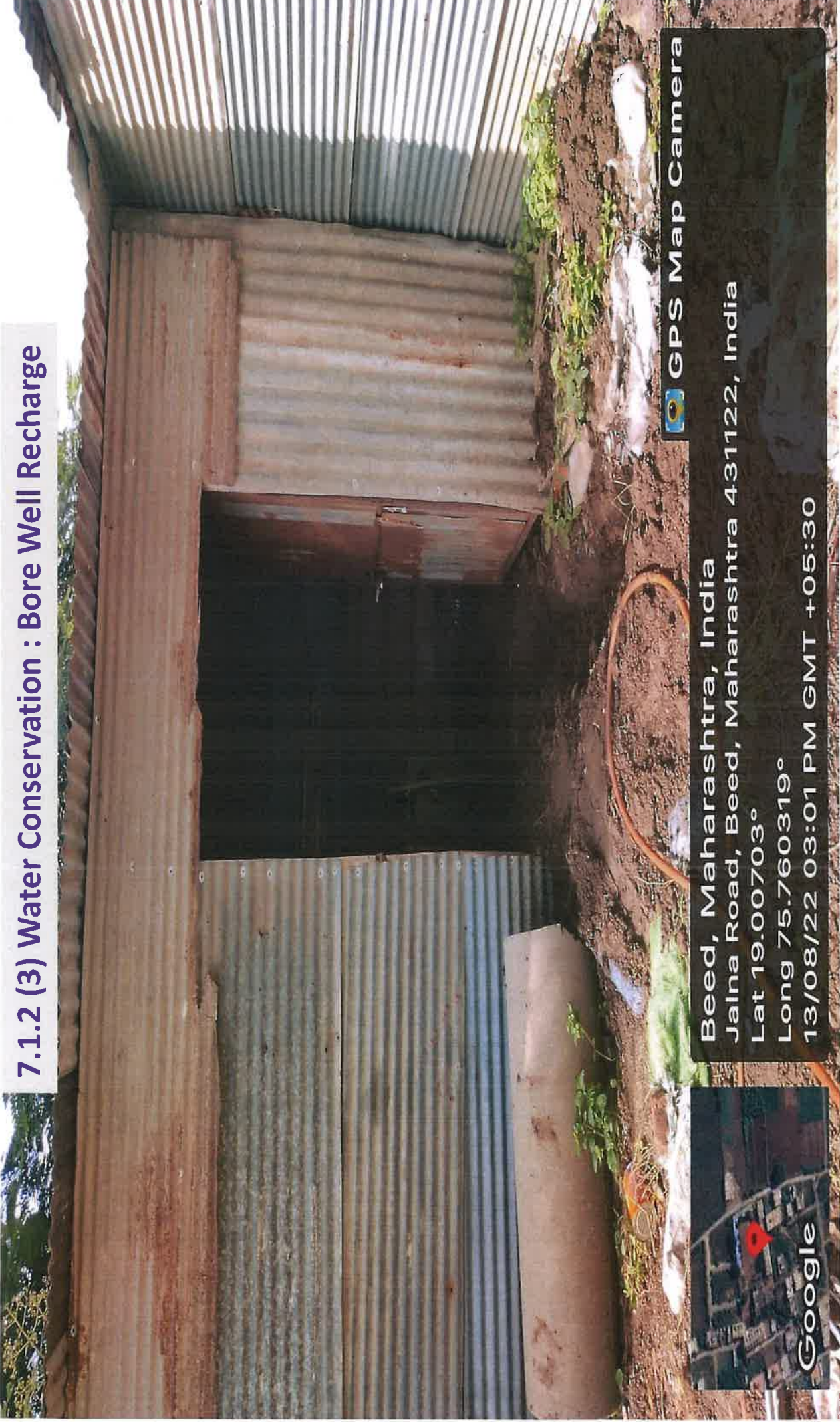


**Beed, Maharashtra, India**  
**Jalna Road, Beed, Maharashtra 431122, India**  
**Lat 19.00703°**  
**Long 75.760319°**  
**13/08/22 03:00 PM GMT +05:30**



  
**Principal**  
**Swa. Sawarkar Mahavidyalaya**  
**Beed.**

## 7.1.2 (3) Water Conservation : Bore Well Recharge



 GPS Map Camera

Beed, Maharashtra, India  
Jalna Road, Beed, Maharashtra 431122, India  
Lat 19.00703°  
Long 75.760319°  
13/08/22 03:01 PM GMT +05:30



*Principal*  
**Principal**

Swa. Sawarkar Mahavidyalaya  
Beed.

### 7.1.2 (3) Water Conservation : RO Plant

Save Water



*S.S. Sawarkar*

Principal  
Swa.Sawarkar Mahavidyalaya  
Beed.

## 7.1.2 (3) Water Conservation : Waste Water Recycling







**Principal**

Swa. Sawarkar Mahavidyalaya  
Beed.

### 7.1.2 (3) Water Conservation : Water Level Alarms & Automation



 GPS Map Camera

Beed, Maharashtra, India  
Jalna Road, Beed, Maharashtra 431122, India  
Lat 19.00703°  
Long 75.760319°  
13/08/22 04:36 PM GMT +05:30

Google



  
**Principal**  
Sawarkar Mahavidyalaya  
Beed.

## 7.1.2 (3) Water Conservation : Water Level Alarms & Automation

### SensaSwitch<sup>®</sup> Water Level Alarms & Automation

9716 412678

#### Congratulations !!

On buying India's best water level alarm & automation.

#### Warranty - One Year

from date of invoice, as per warranty terms on our website [www.sensaswitch.co.in](http://www.sensaswitch.co.in)

**Our Helpline 98140 55314** - To get best support, please call/whatsapp during office hours (9am-6pm, Mon-Sat).

#### How to Install Overflow Alarm

- 1) Install alarm device at a place which is safe from rain and water splashes.
- 2) Connect white input cable to power. LED on device will begin to glow.
- 3) Connect two red wires to extra two wires up to water tank.
- 4) Connect water sensors inside water tank near full level, with 1-2 inches gap between sensors, as in diagram >>

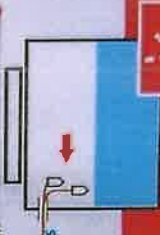
Alarm sound will start when both sensors dip in water.

#### Want more warranty ?

Register Product & Activate

**2 Years Warranty** ★★★★★

Write OIC in whatsapp, and send to **98140 55314**



Google

Beed, Maharashtra, India  
Jalna Road, Beed, Maharashtra 431122, India  
Lat 19.00703°  
Long 75.760319°  
13/08/22 04:36 PM GMT +05:30



GPS Map Camera

Beed, Maharashtra, India  
Jalna Road, Beed, Maharashtra 431122, India  
Lat 19.00703°  
Long 75.760319°  
13/08/22 04:41 PM GMT +05:30

Google



*Swa. Sawarkar*  
**Principal**

Swa. Sawarkar Mahavidyalaya  
Beed.